











# Primary Schools Recycle It Right Challenge 2020

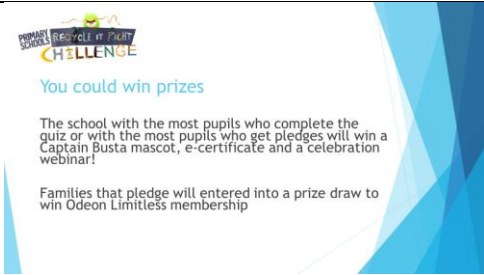


## Presenters' Notes

Slide	Image	Notes
Slide 1		<p>Explain to children that there is a very important challenge the school is taking part in to care for the environment, called the 'Recycle it Right Challenge' and they will all have a chance to take part.</p>
Slide 2	<p>What happens to our waste</p> 	<p>Explain to children that Captain Busta, Lieutenant Pong and the crew of star ship Pong-E-1, have been sent from the Intergalactic Wastebuster Federation on a mission to support the recycling challenge by tackling waste on Earth...but they might just need a little help!</p> <p>PLAY THE VIDEO (the video shows as a black screen but the play button will show on mouse rollover)</p>
Slide 3	 <p>Did you know...</p> <ul style="list-style-type: none"> <li>▶ On average, households like yours put 3.5 items in the wrong bin.</li> <li>▶ Over 4 out of every 5 UK households put one or more wrong items in their recycling bin.</li> </ul>	<p>Explain to children that this is a very important 'Wastebuster mission' because the natural world needs protection;</p> <ul style="list-style-type: none"> <li>• On Average, households like yours put 3.5 items in the wrong bin.</li> <li>• Over 4 out of every 5 UK households put one or more wrong items in their recycling bin.</li> </ul> <p>Source:  <a href="http://www.wrap.org.uk/content/recycling-tracker-report-0">http://www.wrap.org.uk/content/recycling-tracker-report-0</a></p>
Slide 4	<p>Household recycling</p> 	<p>After playing the video, show the children an object that can be recycled and ask them how to dispose of it e.g. 'What should you do with the empty cereal box after you've eaten them all?' a) Eat it? b) Put it in the bin with all the rubbish c) Recycle it?</p>



<p>Slide 5</p>	 <p>Recycling on Planet Earth...</p> <ul style="list-style-type: none"> <li>▶ Uses less energy than making new things</li> <li>▶ Protects the environment and wildlife from pollution, such as litter</li> <li>▶ Means less waste is thrown away</li> </ul> <p>If everybody recycled every day, a HUGE amount of waste would be recycled!</p>	<p>Summarise to the children the benefits of recycling.</p> <p>That it;</p> <ul style="list-style-type: none"> <li>• Uses less energy than making new things</li> <li>• Protects the environment and wildlife from pollution, such as litter</li> <li>• Means less waste is thrown away</li> </ul> <p>Then tell them that just over half of UK households throw away one or more items that could have been put into recycling! But we can all do something to help this!</p> <p>Explain that often families don't know why recycling is such a good thing to do for the environment, or what they can recycle at home.</p>
<p>Slide 6</p>	 <p>Recycling on Planet Earth...</p> <p>Human families mostly want to recycle, but they find it difficult to know what can be recycled at home!</p> <p>They need your help!</p>	<p>Tell them that just over half of UK households throw away one or more items that could have been put into recycling! But we can all do something to help this!</p> <p>Explain that often families don't know why recycling is such a good thing to do for the environment, or what they can recycle at home.</p>
<p>Slide 7</p>	  <p>Complete the Challenge</p> <ol style="list-style-type: none"> <li>1) Watch the film</li> <li>2) Take the quiz</li> <li>3) Pledge</li> </ol> <p>Get a chance to win a Captain Busta, Wastebuster Limited Edition Top Trumps, Smart Green Science kits and more...!</p> <p>EASY PEASY!</p>  	<p>Explain to the children that to complete the recycling challenge:</p> <ol style="list-style-type: none"> <li>1. Your teacher will be giving you a login to the Challenge website and a homework sheet.</li> <li>2. You'll need to login to the website to take the quiz and watch the film to complete your homework sheet.</li> <li>3. Watch the film with a family member so they can make a pledge at the end</li> </ol> <p>Explain that if their family pledge to recycle more and recycle right, their pledge will go into the school pledge-o-meter and count towards the difference the school is making!</p> <p>Pledging families also have a chance to win exciting Wastebuster prizes in the Challenge prize draw!</p>



<p>Slide 8</p>	 <p>You could win prizes</p> <p>The school with the most pupils who complete the quiz or with the most pupils who get pledges will win a Captain Busta mascot, e-certificate and a celebration webinar!</p> <p>Families that pledge will entered into a prize draw to win Odeon Limitless membership</p>	<p>Tell the children that if your school has the most pupils in the school completing the quiz or getting parent pledges, you will win the challenge and a chance to have the Wastebuster characters beam in from space in an exciting celebration assembly.</p> <p><i>Note: There are prizes for both the school and children's own families. This is an inter-county competition so you can compete against other local schools.</i></p>
<p>Slide 9</p>	 <p>Good Luck Wastebusters!</p> <p>Good luck with recycling more - and recycling RIGHT!</p> <p>May the Wastebuster force be with you!</p>	<p>Let the children know they are caring for the environment by helping their family to recycle right in this exciting Challenge.</p> <p>Remind them it is always good to remember the 3Rs</p> <ul style="list-style-type: none"> <li>- To <b>reduce</b> the amount of wasteful items they use like single-use plastic, like straws and bottles.</li> <li>- To <b>reuse</b> items.</li> <li>- To 'think before they throw' where should their waste go, to <b>recycle</b> as much as they can.</li> </ul> <p>Tell them Captain Busta is proud of all the amazing Wastebuster Cadets that are taking part in the challenge as he knows that together, we can make a big difference!</p> <p>Let the children then know how long they have to complete the challenge.</p>
<p>Slide 10</p>	 <p>The Busta and Pong Recycling Song - Dance Off to Save the Planet</p> <p>Recycling song video with sing-a-long words</p> <p>Example of children doing Busta's dance</p> <p><a href="https://youtu.be/IR3eHSADi5E">https://youtu.be/IR3eHSADi5E</a></p> <p><a href="https://youtu.be/BFe5A-CWJ5s">https://youtu.be/BFe5A-CWJ5s</a></p>	<p>This final slide contains everything you would need to take part in the 'Busta and Pong Recycling Song – Dance Off to Save the Planet' including YouTube links to the Busta and Pong Recycling Song, the music video (with words) and the music video with pupils doing the dance!</p> <p>It's time to bust some moves and get into the Wastebuster groove 😊</p> <p>See the <a href="#">Challenge Teachers Guide</a> for details.</p>

